





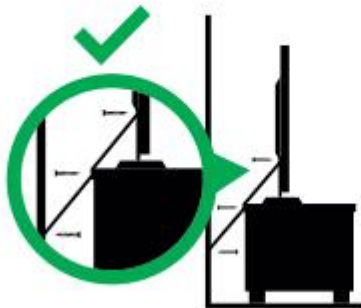
## PRE-ASSEMBLY PREPARATION

### Before you start:

1. Choose a clean, level, spacious assembly area. Avoid hard surfaces that may damage the product
2. Take care when lifting. Product should be assembled as near as possible to the point of use
3. Ensure that you have all required contents for complete assembly
4. Always read the assembly instructions carefully before beginning assembly.
5. Keep all hardware parts and packaging out of reach of small children.
6. Do not over tighten the screws and bolts as this may damage the threads

	
ALLOW 20 MINUTES	PEOPLE REQUIRED
 	
ADDITIONAL TOOLS REQUIRED	

## ! WARNING



### Children have died from furniture tipover.

- NEVER allow children to stand, climb or hang on drawers, doors, or shelves.
- ALWAYS secure your television with an anchor device or mount the television on a wall.

**This is a permanent label.  
Do not remove!**

NOTE- This product must be fixed to a wall. It is important to ensure the correct wall fixings are used. Failure to do so may result in personal injury or property damage caused by the item toppling over. As wall materials vary greatly, the fastener required to fix this product to a wall is not included. If unsure, consult your local hardware store for advise on wall fixings suitable for your situation.

