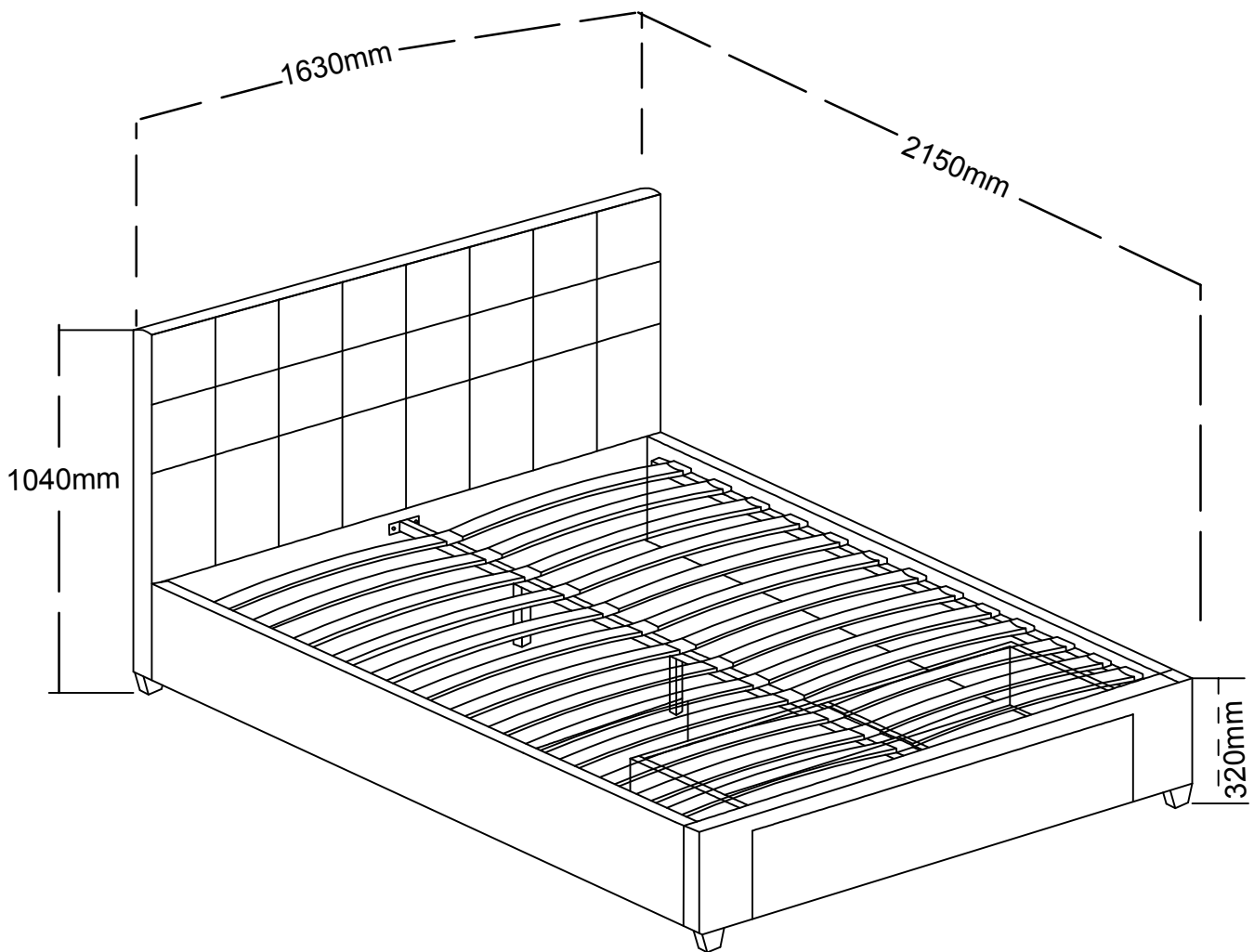


ASSEMBLY INSTRUCTION

SOUTHAMPTON QUEEN BED

ITEM CODE: 82262/78836






Imported by JWA Furniture Pty Ltd, Qld, Brisbane Australia.
For any assistance with assembly or for missing parts please refer to your receipt

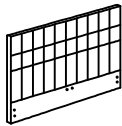









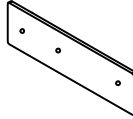

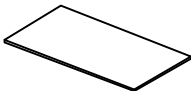




PRE-ASSEMBLY PREPARATION

Before you start:

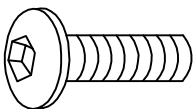
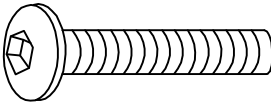









1. Choose a clean, level, spacious assembly area. Avoid hard surfaces that may damage the product
2. Take care when lifting. Product should be assembled as near as possible to the point of use
3. Ensure that you have all required contents for complete assembly
4. Always read the assembly instructions carefully before beginning assembly.
5. Keep all hardware parts and packaging out of reach of small children.
6. Do not over tighten the screws and bolts as this may damage the threads

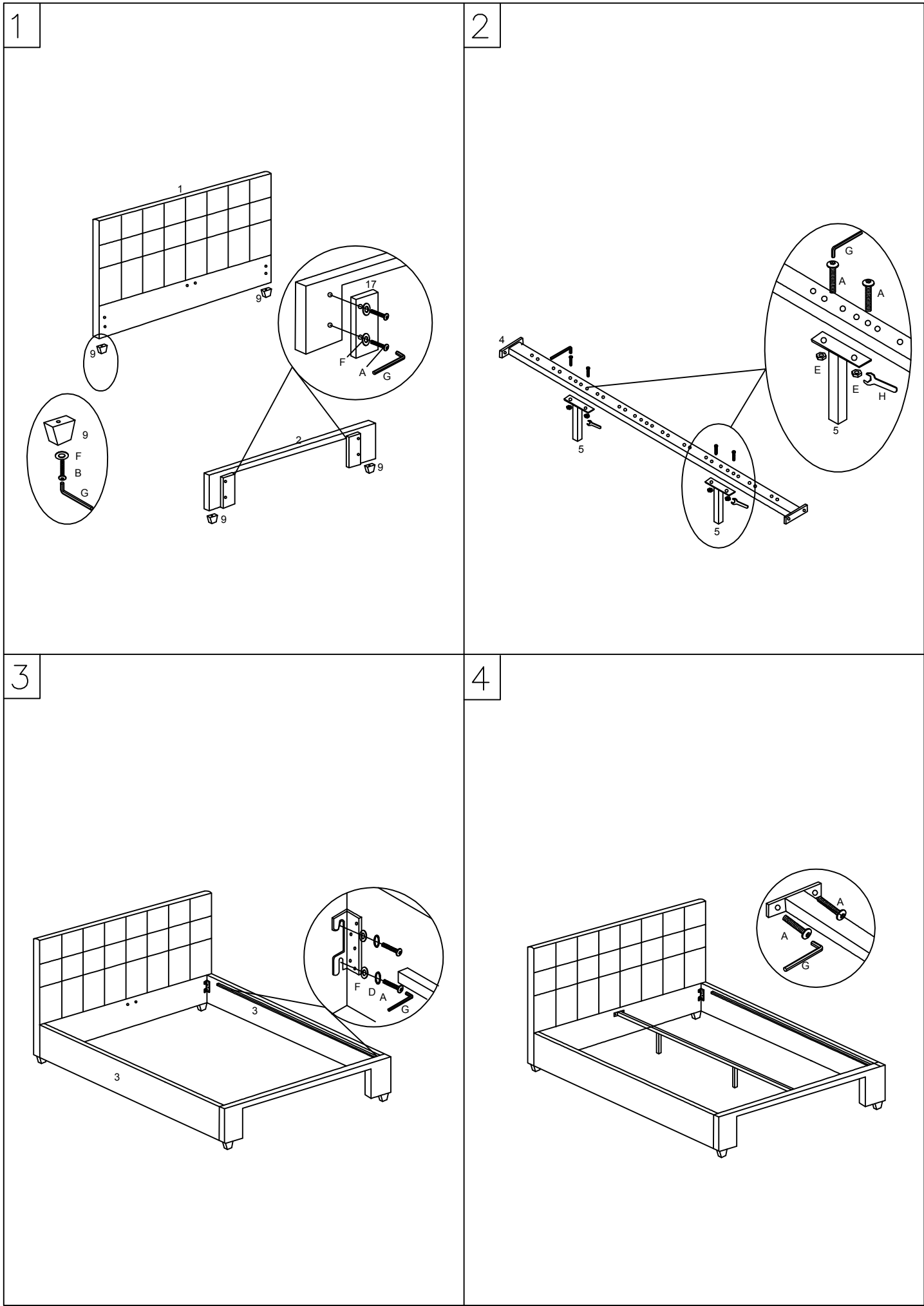
		
Allow 45 min	For 2 person	Additional tools required

PART LIST

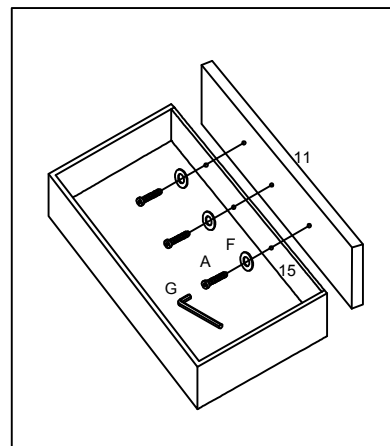
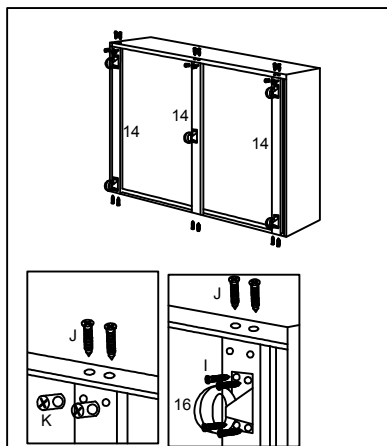
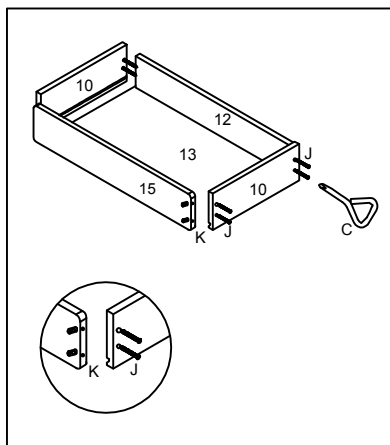
1.Headboard 1pc	2.Footboard 1pc	3.Side Rail*2pcs	4.Metal Bar 1pc	5.Support Leg *2pcs	6.Slats*30pcs
					
7.Single Plastic Cap *30pcs	8.Double Plastic Cap *15pcs	9.Leg*4pcs	10.PANEL*2pcs	11.FRONT-PANEL* 1pc	12.PANEL *1pc
					
13.BOTTOM*1pc	14.BOTTOM SUPPORT*3pcs	15.PANEL*1pc	16.WHEEL*5pcs	17.*2pcs	
					

HARDWARE LIST

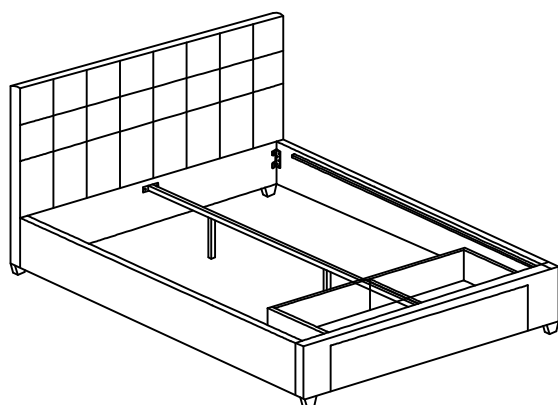
(A)Bolt M8*35mm*23pcs	(B)Bolt M8*50mm*4pcs	(C) *1pc
		
(D)Spring Washer*8pcs	(E)Nut M8*4pcs	(F)Flat Washer *19pcs
		
(G)Allen Key M5*1pc	(H)Spanner *1pc	(I)TAPPING SCREW M4*13mm *20pcs
		
(J)TAPPING SCREW M4*40mm *20pcs	(K) *20pcs	
		



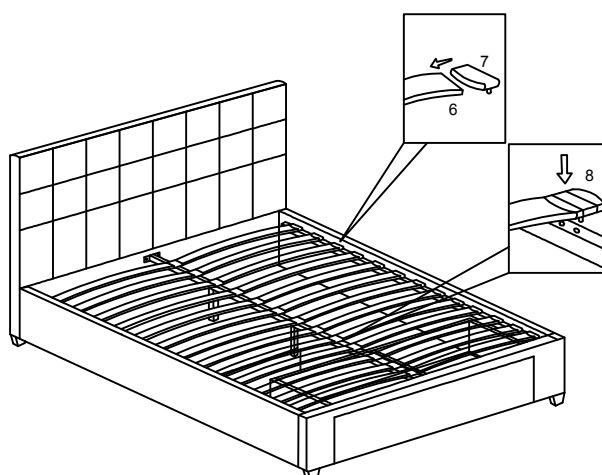
5



6



7



Product Name:SOUTHAMPTON QUEEN BED

Item Code: 82262/78836

PRODUCT CARE

REGULAR CARE:

- Protect from direct sunlight
- Vacuum regularly using low suction
- Rotate reversible cushions regularly
- Avoid exposure to new clothing, cushions or throws as this may lead to dye transfer and permanent staining

CLEANING:

- Do not remove cushion covers for separate cleaning even though they may have zippers
- Do not wash, Do not dry clean, Do not shampoo clean
- Clean only with hot water extraction machine. Professional cleaning recommended
- Do not use dishwashing liquid or laundry detergent. Use only upholstery detergents
- Do not wet filling
- Dry in shade away from direct heat and sunlight
- Allow to dry thoroughly before re-use

SPOT CLEANING:

- Do not rub
- Do not spot clean with any solvent
- Treat spills and stains as soon as possible
- Gently scrape off any soil or blot any liquid from the surface of the fabric before applying cleaner
- Apply proprietary cleaning agents strictly according to instructions to remove the residue of the spill
- Do not saturate the fabric or interior with water or other cleaning liquids

WARNING:

- Apply only water-based soil resist (fabric protection) treatments. Do not use aerosol products

* PILLING IS NOT A FABRIC DEFECT OR FAULT AND IS NOT COVERED BY WARRANTY

* PILLING IS A NORMAL OCCURRENCE CAUSED BY WEAR AND TEAR AND DOES NOT AFFECT THE DURABILITY OR FUNCTIONALITY OF THE FABRIC AND IS EASILY REMOVED

Made In: China

Imported By:

JWA Furniture Pty Ltd
Brisbane, Qld, Australia

Item Code: 82262/78836

Product Name: SOUTHAMPTON QUEEN BED