

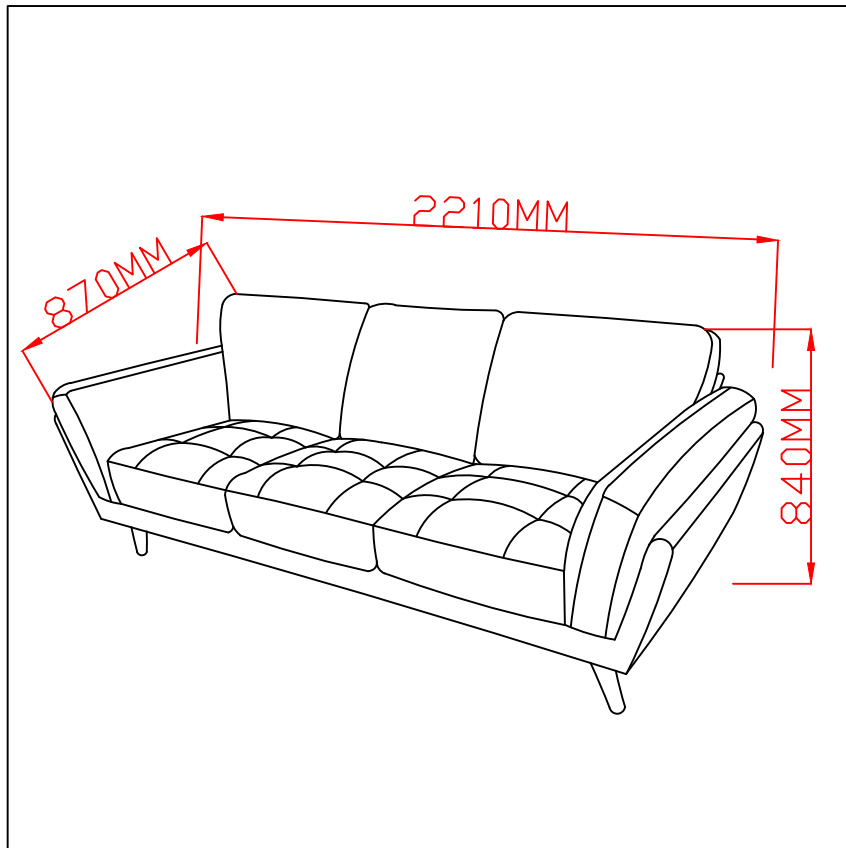


## ASSEMBLY INSTRUCTION

### SHIRA 3 SEATER SOFA

ITEM CODE 78584

Imported by Amart Furniture Pty Ltd, Qld, Brisbane Australia.  
For any assistance with assembly or for missing parts please phone  
Amart furniture, Customer Service Free call 1800 351 084


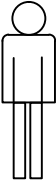


Imported by Amart Furniture Pty Ltd, Qld, Brisbane Australia.  
For any assistance with assembly or for missing parts please  
phone Amart Furniture, Customer Service Free Call  
1800 351 084

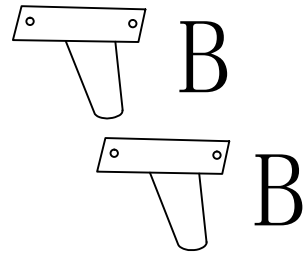
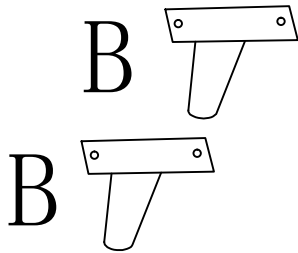

# PRE-ASSEMBLY PREPARATION

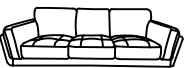
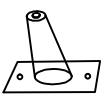





## Before you start:

1. Choose a clean, level, spacious assembly area. Avoid hard surfaces that may damage the product
2. Take care when lifting. Product should be assembled as near as possible to the point of use
3. Ensure that you have all required contents for complete assembly
4. Always read the assembly instructions carefully before beginning assembly
5. Keep all hardware parts and packaging out of small children
6. Do not over tighten the screws and bolts as this may damage the threads

	
ALLOW 5 MINUTES	2 PEOPLE REQUIRED

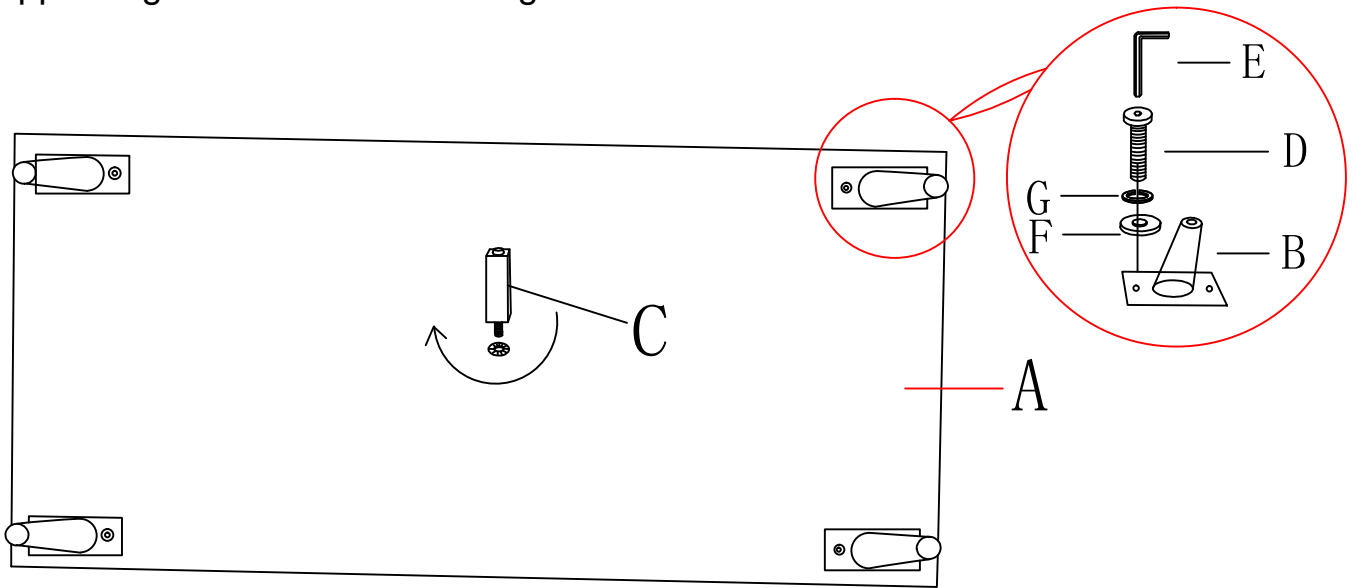
# PARTS LIST




A.1PCS	B.4PCS	C.1PCS	D.8PCS(M8*30mm)	E.1PCS(M5*100mm)	F.8PCS(M8*19mm)	G.8PCS(M8)
						
Seat	Leg	Leg	Bolt	Allen Key	Flat Washer	Spring Washer

# STEP 1

Attach Leg ( B ) to base frame ( A ), put spring washer ( G ) up on the Flat washer ( F ), using bolt ( D ) with ( G ) and ( F ), then fasten by allen key E, then align support leg C with the hole and tighten it



## ASSEMBLY IS COMPLETE



# Fabric Care and Maintenance



## REGULAR CARE:

- Protect from direct sunlight

## CLEANING:

They may have zippers

recommended

Do not saturate the fabric or interior with water or other cleaning liquids

## SPOT CLEANING:

Remove the residue of the spill

Do not saturate the fabric or interior with water or other cleaning liquids

## WARNING:

Apply only water-based soil resist (fabric protection) treatments. Do not use aerosol products

\* PILLING IS NOT A FABRIC DEFECT OR FAULT AND IS NOT COVERED BY WARRANTY

\* PILLING IS A NORMAL OCCURRENCE CAUSED BY WEAR AND TEAR AND DOES NOT AFFECT THE DURABILITY OR FUNCTIONALITY OF THE FABRIC AND IS EASILY REMOVED