



ASSEMBLY INSTRUCTION

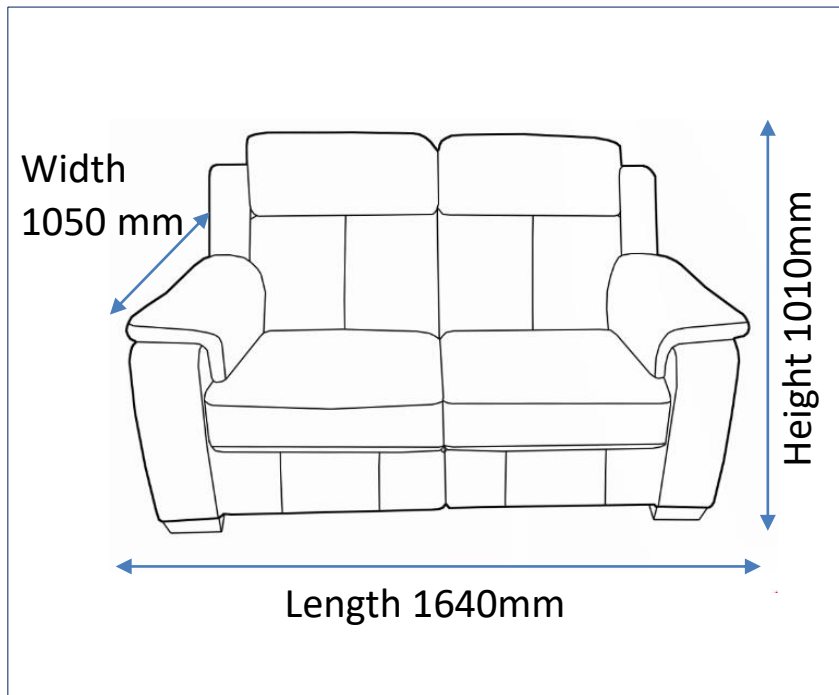
ITEM CODE 64258

CAPELLO 2 SEATER

Imported by Amart Furniture Pty Ltd, Qld, Brisbane Australia.

For any assistance with assembly or for missing parts please phone Amart Furniture , Customer Service Free call 1800 351 084

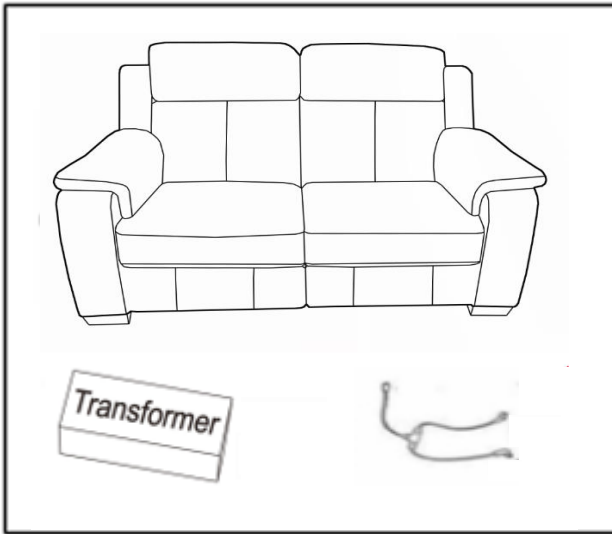
SIGNATURE — COLLECTION —



Imported by Amart Furniture Pty Ltd, Qld, Brisbane Australia.

For any assistance with assembly or for missing parts please phone Amart Furniture , Customer Service Free call 1800 351 084

PARTS LIST



1	Sofa *1
2	Transformer*1
3	Y cable connector*1
4	
5	
6	
7	
8	

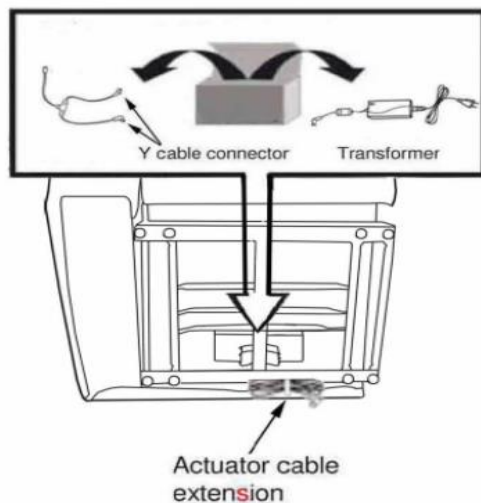
	
ALLOW 15 MINUTES	PEOPLE REQUIRED

WARNING

Do Not allow children to play on this mechanised furniture or operate the mechanism. Leg rest folds down on closing so that a child could possibly be injured. Always leave in an upright and closed position. Keep hands and feet clear of mechanism. Only the occupant should operate it.

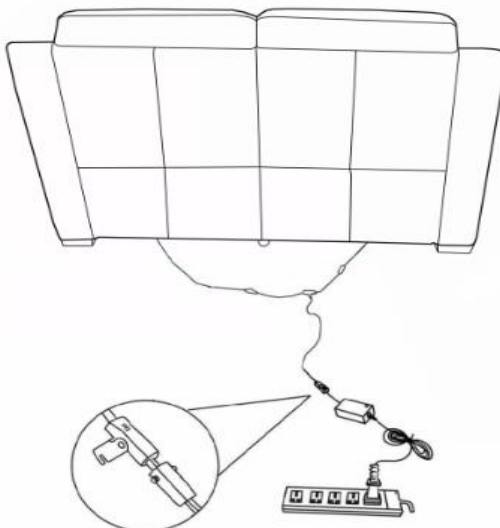
Step 1

Underneath your lounge there will be a box containing a transformer and Y cable to power the electric recliner. There will be 1 box altogether under 1 sections of your lounge. Always use two people when turning the sofa over.



Step 2

Connect the Y cable to two cables running from underneath the sofa then connect the transformer to the end of the Y cable as shown in the below picture. Connect the transformer to a power. Outlet.



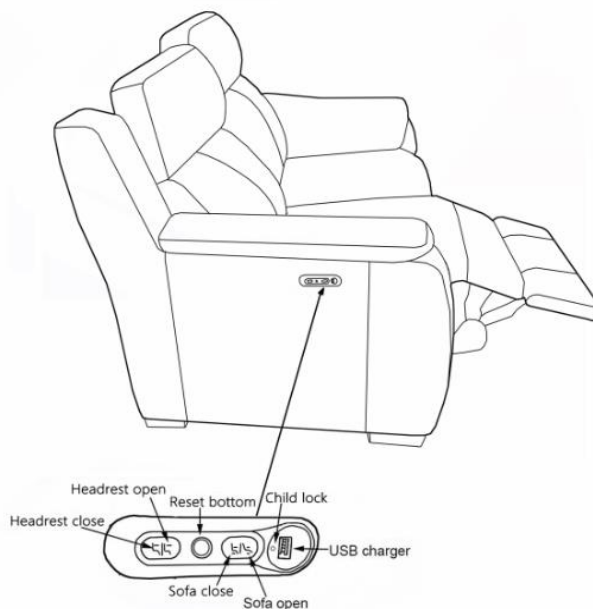
SAFETY NOTE:

TRANSFORMER IS NOT TO BE PLACED UNDER OR WITHIN THE RECLINER STRUCTURE


Step 3

Your sofa should now recline.

Refer to the below diagram on how to use the toggle



Finished



CARE AND MAINTENANCE

Product Care For Leather Items

REGULARLY BRUSH OR VACUUM AWAY DUST AND GRIT. WIPE OVER WITH A SOFT, CLEAN, COLOURFAST CLOTH

FOR SPOTS AND SPILLS:

- WIPE EXCESS LIQUID UP IMMEDIATELY WITH AN ABSORBENT CLOTH OR SPONGE

FOR OVERALL CLEANING:

- WE RECOMMEND CLEANING EVERY 3-4 MONTHS WITH LEATHER CLEANER FOLLOWED BY APPLICATIONS OF LEATHER PROTECTOR
- ALWAYS FOLLOW DIRECTIONS ON PACKS

NOTES:

- ACCUMULATION OF PERSPIRATION AND BODY OILS ON ARM PADS, HEADRESTS, ETC. MAY DAMAGE YOUR LEATHER. THESE AREAS MAY REQUIRE MORE FREQUENT CLEANING
- LEATHER IS NOT RECOMMENDED FOR USERS ON FREQUENT MEDICATION. PARTICULARLY HEART, BLOOD PRESSURE, DIABETES OR CHEMOTHERAPY MEDICATION. THIS MEDICATION CAN SEEP THROUGH THE SKIN AND WHEN COMBINED WITH PERSPIRATION, ATTACKS THE PROTECTIVE POLYURETHANE COATING OF THE LEATHER
- LEATHER IS A NATURAL PRODUCT AND ANY STRESS MAY RESULT IN TEARS. ADDITIONALLY WHEN STRETCHED THE LEATHER MIGHT NOT COMPLETELY RETURN TO ITS ORIGINAL SHAPE. THEREFORE WHEN LEATHER IS USED MORE INTENSIVELY IT MAY BECOME LOOSE OVER TIME
- IF CUSHIONS ARE SEWN TO THE FRAME, ANY PULLING OR TUGGING MIGHT RESULT IN A TEAR. PLEASE AVOID ANY LEANING, SITTING OR REACHING OVER THE BACK/ARMS OF THE SOFA
- TO KEEP YOUR CUSHIONS LOOKING FLUFFY AND NEW, USE SEATING EVENLY
- LEATHER IS NOT RESISTANT TO ANIMALS. ALLOWING PETS ON YOUR LEATHER IS NOT RECOMMENDED. THEIR CLAWS AND JAWS MAY SCRATCH THE COVERS, WHICH CAN LEAD TO EXPENSIVE REPAIR. THEIR SALIVA IS ACIDIC AND MAY ALSO HARM THE LEATHER FINISH

DO NOT:

- DRY CLEAN OR MACHINE WASH
- EXPOSE LEATHER TO DIRECT SUNLIGHT, INTENSIVE HEAT, WEATHER OR SOAK UNNECESSARILY. ALWAYS AVOID EXCESSIVE HARD RUBBING
- USE SADDLE SOAP, DETERGENTS, SOLVENTS, ABRASIVES, UNIDENTIFIED LEATHER CLEANERS, SUEDE CLEANERS OR ANY PRODUCTS CONTAINING SILICON OR SOLVENTS
- USE SILICONE BASED LEATHER CARE PRODUCTS. THESE CAN DAMAGE THE COATING OVER TIME. ANY LEATHER CARE PRODUCT WITH AN OILY OR GREASY FEEL SHOULD BE AVOIDED
- EXPOSE LEATHER TO NEW CLOTHING, CUSHIONS OR THROWS AS THIS MAY LEAD TO DYE TRANSFER AND PERMANENT STAINING. ENSURE THESE ITEMS ARE COLOURFAST BEFORE PLACING THEM ON THE LEATHER

SAFETY NOTICE.

READ THESE INSTRUCTIONS THOROUGHLY BEFORE USE:

DANGER: TO REDUCE THE RISK OF ELECTRIC SHOCK
Always unplug from electric outlet before cleaning.

WARNING: RISK OF INJURY

keep children away from extended footrest and any moving parts.

CAUTION: Do not allow children to play on this electric recliner or operate the powered mechanism. the leg rest folds when closing and could possibly cause injury to a child. always leave the recliner in an upright and closed position when not in use. keep hands and feet clear of mechanism. only the occupant should operate it.

POWER CORD SAFETY

WARNING: unplug and remove power cord from wall when not in use and store out of reach of children.

take care when moving recliner that wall and transformer cords are not under the base or they may get damaged.

NEVER OPERATE ELECTRIC RECLINER IF IT HAS A DAMAGED CORD OR PLUG.

WARNING: TO REDUCE RISK OF BURNS, FIRE, ELECTRIC SHOCK OR PERSONAL INJURY TO PERSONS:

- Use only for its intended purpose
- Never press or activate control switch if you are not seated in recliner
- Only the occupant should activate the control switch
- Never operate with more than one person occupying seat
- Never sit or stand on the footrest